



Sales ▪ Installation ▪ Warranty Service ▪ Repair ▪ Maintenance

Our Policy

TSU-TECH Corporation offers excellence in the field of Personal Hygiene Systems. As experts in our field, we offer the best models available, combined with our careful attention to long-term customer satisfaction.

Installation Service

We offer expert installation in N.Y. Tri-state area .
We check your toilet conditions prior to installation and repair it if necessary.

Repair and Maintenance Services

TSU-TECH is the authorized factory service provider for INAX.
Our strong relationship with INAX allows us to offer extra care and attention to our customers.

Service Fees		Installation and In-home Service Area
Installation	\$120 to \$180	Our In-home service is only available in traveling time approx 2 hours from GWB in NY Tri-state area.
Repair	\$ 90 to \$150	
Maintenance	\$ 60 to \$ 90	
Traveling Service Charge	\$ 35 to \$180	
Parts and Material	\$ 15 to \$ 55	



Made in Japan

TOTO C-100

- 1.Washing
- 2.Heated

Basic Model

\$645

3-yr Dealer Warranty



Made in Japan

TOTO E-200

- 1.Washing
- 2.Heated Seat
- 3.Dryer
- 4.Remote Control
- 5.Oscillating

Basic Plus 3

\$745

3-yr Dealer Warranty



Made in Japan

TOTO S-300

- 1.Washing
- 2.Heated Seat
- 3.Dryer
- 4.Remote Control
- 5.Oscillating Spray
- 6.Pulsating Spray
- 7.Unlimited Warm Water
- 8.Spray Position Adjustment

Basic Plus 7

\$895

3-yr Dealer Warranty

INAX Clessence



Made in Japan

- 1.Washing
- 2.Heated Seat
- 3.Dryer

Basic Plus 1

\$545

3-yr Dealer Warranty

INAX Luscence



Made in Japan

- 1.Washing
- 2.Heated Seat
- 3.Dryer
- 4.Remote Control

Basic Plus 2

\$895






3-yr Dealer Warranty

Toilet Check List & Order Form

We consult on your environment prior to purchase. To assure correct fit to your toilet, please answer the following questions by phone or e-mail before order.

Q1 Which type of toilet do you have?

If you have have the toilet type 5, please call us for more infomation.

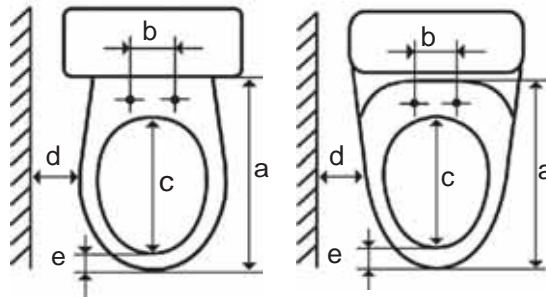
<input type="checkbox"/> 1. 	<input type="checkbox"/> 2. 	<input type="checkbox"/> 3. 	<input type="checkbox"/> 4. 	<input type="checkbox"/> 5. 	<input type="checkbox"/> 6. Others Would you e-mail us your toilet photos ? <input type="checkbox"/> 7. Do you have a plan to have a new toilet. Brand Name _____ Model # _____
---	---	---	---	---	---

Q2 Please check the manufacturer of your toilet.

American Standard Crane Eljer Kohler TOTO Others

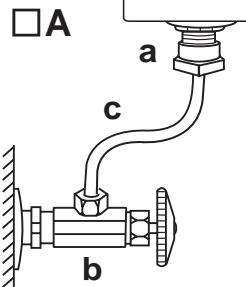
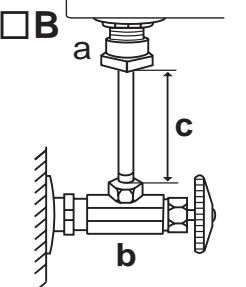
Q3 Please measure your toilet.

★ Size C is the inside of toilet bowl.



	Available Size	Your Toilet
a	19 1/2" ~ 22" (49 ~ 56 cm)	
b	5 1/2" (14 cm)	
c	12 1/2" ~ 15" (32 ~ 38 cm)	
d	More than 3" (8 cm)	
e	1 1/2" ~ 2 1/2" (4 ~ 6 cm)	

Q4 Which type of water supply connection is affixed to your toilet?

<input type="checkbox"/> A  <p>a is not positioned right above b, and connected with a off-set pipe or flexible tubing.</p>	<input type="checkbox"/> B  <p>a is right above b, and connected by a straight pipe. Is the dimension C 6" or more? <input type="checkbox"/> Yes <input type="checkbox"/> No</p>
---	---

Q5 Do you have a wall outlet which is not connected to the light switch near your toilet?

- Yes. Within 2' from toilet.
 Yes. But farther than 2' from toilet. (Extension cord may be used)
 No. GFCI outlet should be installed right next to the toilet.

Q6 Would you like our unit installation service?

Yes No

\$95



Made in Japan

**NAI's/Panasonic
Portable CH785**
2 AA Battery-Operated

The Portable Cleaning System allows you to bring the comfort of a Personal Hygiene System with you wherever you go! Simply fill the tank with clean warm water and press the button to begin washing.

Billing address			
Mr./Ms.			
Company Name (If use business address)			
Street Address		Suite/Apt.	
City		State	Zip
Home Phone		Business Phone	Ext.
C- Phone		Fax	
E-mail			

- **Payment** ----- Check or Money Order
- We request advanced payment for the shipping order.
 - Check payable to **TSU-TECH Corporation**
 - Mailing address **725 River Rd. MB# 32 - 159, Edgewater, NJ 07020**
- **Return Policy**
- Returns will only accepted for defective products.

Model #	Qt.	Unit Price	Total

Shipping address			
Mr./Ms./Company Name		Attn.	
Street Address		Suite/Apt.	
City		State	Zip
Tel.		E-mail or Fax	

S&H Charge				Sub Total
■ Washlet INAX Clessence TOTO C110 Others ■ Portable	East Central /South West \$22 \$29 \$35 \$22 \$29 \$35 \$18 \$22 \$29 \$ 9 \$11 \$13			Sales Tax (NJ Only) _____ S & H _____ Total _____



TSU-TECH Corporation
 725 River Rd. # 32 -159, Edgewater, NJ 07020
 Tel. 201-613-4826 / Fax 201-613-4829 / info@tsutech.com

Photograph

To assure correct fit to your toilet, please e-mail us 4 photos.

Example

1. Bathroom with the toilet



2. Entire toilet from the top to the bottom with the seat and lid down



3. Under the toilet tank



4. Inside of the toilet tank

